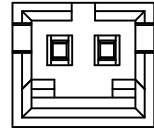
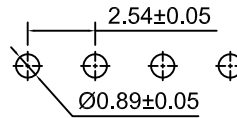


3P

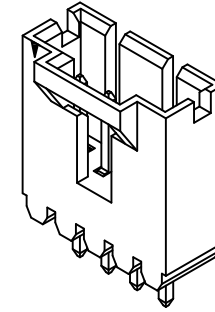


2P

① Ordering Information:
C-A2547WVA-XP-G
 1.Part No.
 2.Finish:
G:Gold over Nickel(Au:1u"/Ni:50u"/Tin:100u")



P.C.B LAYOUT

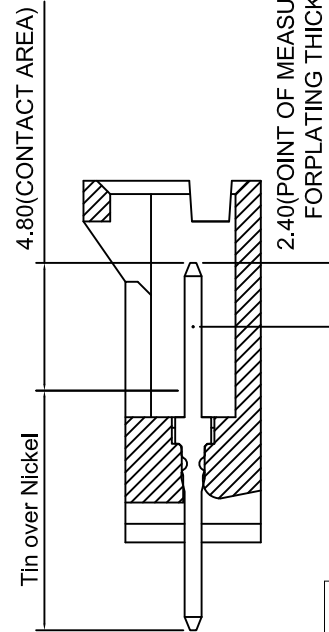
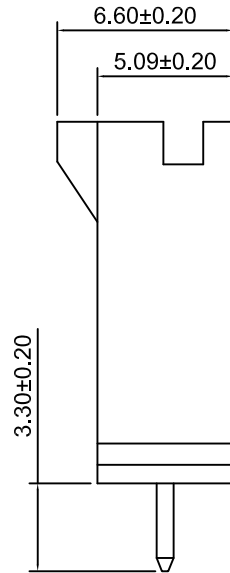
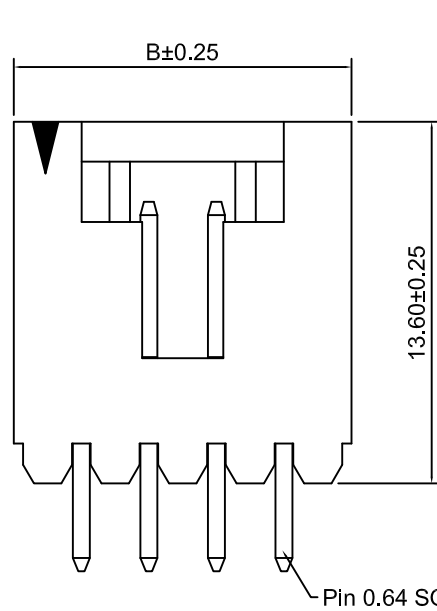


SPECIFICATIONS:

Current Rating: 3A AC,DC
 Voltage Rating: 250V AC,DC
 Temperature Range: -40°C ~ +105°C
 Contact Resistance: 20mΩ Max
 Insulation Resistance: 1000MΩ Min
 Withstanding Voltage: 1500V AC/minute
 Pin Material: Brass
 Pin Finish: See The ①
 Material: PBT,UL94V-0(Black)
 Soldering Temperature: 260°C±5°C
 Immersion Period: 3-5 seconds
 Post Retention Force : 100.00N

Ordering Information & Dimensions

Circuits	Dimensions(mm)			Circuits	Dimensions(mm)		
	A	B	C		A	B	C
2P	2.54	7.62	5.59	14P	33.02	38.10	36.07
3P	5.08	10.16	8.13	15P	35.56	40.64	38.61
4P	7.62	12.70	10.67	16P	38.10	43.18	41.15
5P	10.16	15.24	13.21	17P	40.64	45.72	43.69
6P	12.70	17.78	15.75	18P	43.18	48.26	46.23
7P	15.24	20.32	18.29	19P	45.72	50.80	48.77
8P	17.78	22.86	20.83	20P	48.26	53.34	51.31
9P	20.32	25.40	23.37	21P	50.80	55.88	53.85
10P	22.86	27.94	25.91	22P	53.34	58.42	56.39
11P	25.40	30.48	28.45	23P	55.88	60.96	58.93
12P	27.94	33.02	30.99	24P	58.42	63.50	61.47
13P	30.48	35.56	33.53	25P	60.96	66.04	64.01



Guangzhou cal-boz Technology, Limited.
 广州市卡而博泽科技有限公司

General Tolerance		PART NO.	C-A2547WVA-XP-G	
X.XX≤0.30	ANGLE±	TITLE	2.54mm Pitch 180°Wafer	
X.XX≤0.20		DRAW		
X.XXX≤0.10		CHECK		

SCALE	UNIT	VERSION	DATE	SHEET	SIZE
4:1	mm	V1.0	01.07.2005	1/1	A4